

CLIENT USE ONLY – NOT FOR GENERAL DISTRIBUTION

Technology Equity Capital Markets Update

January 2022 Recap

cg/Canaccord
Genuity
Capital Markets

/ Senior Technology, Media, Marketing and Information Services (TMMIS) Team

US Team

Jeff Barlow

President, Canaccord Genuity
Boston
+1 617 371 3713
jbarlow@cgf.com

Sanjay Chadda

Co-Head of US Investment Banking
Co-Head of US Technology
New York
+1 212 842 6022
schadda@cgf.com

Jen Pardi

Global Head of ECM
Boston
+1 617 788 1554
jpardi@cgf.com

Andrew Pojani

Co-Head of US Technology
Boston
+1 617 788 1635
apojani@cgf.com

Lisa McClure Byrnes

Managing Director
Boston
+1 617 371 3847
lbyrnes@cgf.com

Scott Card

Managing Director
Boston
+1 617 371 3895
scard@cgf.com

Matthew Kratter

Managing Director
New York
+1 212 842 6024
mkratter@cgf.com

Ben Lunka

Managing Director
Charlotte
+1 212 514 4203
blunka@cgf.com

Trevor Martin

Managing Director
Boston
+1 617 788 1514
tmartin@cgf.com

Additional Practice Heads

Dan Coyne

Co-Head of US Investment Banking
Global Head of Sustainability IB
Boston
+1 617 371 3887
dcoyne@cgf.com

J.P. Michaud

Managing Director
Charlotte
+1 980 237 0380
jmichaud@cgf.com

Jason Partenza

Managing Director
New York
+1 212 849 3976
jpartenza@cgf.com

Michael Petsky

Managing Director
New York
+1 212 842 6001
mpetsky@cgf.com

John Prunier

Managing Director
New York
+1 212 842 6021
jprunier@cgf.com

Seth Rosenfield

Managing Director
New York
+1 212 842 6018
srosenfield@cgf.com

Fuad Sawaya

Vice Chairman
Global Head of Consumer IB
New York
+1 212 331 0151
fsawaya@cgf.com

Mark Young

Managing Director
Boston
+1 617 788 1584
myoung@cgf.com

Christopher Heasman

Director
New York
+1 212 842 6038
cheasman@cgf.com

Matthew Kebel

Director
New York
+1 212 842 5989
mkebel@cgf.com

Anil Kuruganti

Director
New York
+1 212 842 7132
akuruganti@cgf.com

Geoff Rhizor

Director
San Francisco
+1 415 229 0650
grhizor@cgf.com

Tom O'Connor

Managing Director
Co-Head of US Healthcare IB
New York
+1 212 842 5996
toconnor@cgf.com

Wesley Rossiter

Director
Boston
+1 617 371 3720
wrossiter@cgf.com

Lexia Schwartz

Director
New York
+1 212 842 7127
lschwartz@cgf.com

Gregory Staton

Director
New York
+1 212 842 7121
grhizor@cgf.com

Edin Trto

Director
New York
+1 212 842 6015
etrto@cgf.com

Clayton Young

Director
New York
+1 212 842 6009
cyoung@cgf.com

Dudley Baker

Managing Director
Digital & Tech-Enabled Health IB
Nashville
+1 615 490 8448
rdbaker@cgf.com

Global Team

Europe

Dylan Kearns

Managing Director
London
+1 212 842 6025
dkearns@cgf.com

Canada

Mike Lauzon

Head of Canadian TMT
Toronto
+1 416 869 7238
mlauzon@cgf.com

Myles Hiscock

Managing Director
Toronto
+1 416 869 7232
mhiscock@cgf.com

Israel

Shachar Familia

Vice Chairman
Tel Aviv
+972 58 7782139
sfamilia@cgf.com

M&A & Financial Sponsors

David Istock

Managing Director
Head of US M&A
San Francisco
+1 415 229 0667
distock@cgf.com

Bryan Cummings

Managing Director
US Financial Sponsor Coverage
New York
+1 212 389 8189
bcummings@cgf.com

Isaiah Knouff

Managing Director
US Financial Sponsor Coverage
Nashville
+1 615 490 8484
iknouff@cgf.com

Amy LaBan, CFA


Managing Director
US Financial Sponsor Coverage
Chicago
+1 212 842 7126
alaban@cgf.com

/Canaccord Ranks as a Leading Global Investment Bank

Dealogic Global League Table

Bank	Total Roles			Lead Manager		Co-Manager	
	Rank	Total Value (\$M)	No.	Rank	No.	Rank	No.
Goldman Sachs	1	1,295,907.7	1,861	1	1,829	87	32
JPMorgan	2	1,162,670.8	1,837	2	1,796	76	41
Morgan Stanley	3	1,190,393.6	1,791	3	1,733	56	58
BofA Securities	4	1,071,145.6	1,536	4	1,482	60	54
Citi	5	980,633.9	1,445	5	1,391	60	54
Canaccord Genuity	6	142,047.3	1,368	7	1,020	1	348
Credit Suisse	7	638,551.3	1,074	6	1,029	69	45
Jefferies	8	298,512.3	857	8	846	147	11
UBS	9	519,943.8	857	9	823	84	34
Stifel	10	250,282.4	842	12	539	3	303

Recent U.S. Deal Activity

 \$225,000,000 Conv. Notes Offering Passive Bookrunner December 2021	 \$174,000,000 Follow-On Offering Passive Bookrunner November 2021	 \$40,537,500 Follow-On Offering Joint Bookrunner November 2021	 \$300,000,000 Follow-On Offering Passive Bookrunner November 2021	 \$231,538,468 IPO Joint Bookrunner November 2021	 \$66,000,000 US IPO Joint Bookrunner November 2021	 \$70,000,000 IPO Joint Bookrunner October 2021	 \$172,560,375 Follow-On Offering Sole Bookrunner September 2021
---	--	---	--	--	---	---	--

/ Market Leader in Growth Financings in Focus Sectors

CG was the #2 bookrunner in growth financings in 2021

Global Bookrunner Rankings – CY 2021

Rank	Bookrunner	Value (M)	No.
1	Jefferies	\$6,422.4	59
2	Canaccord Genuity	2,502.0	57
3	Cowen	6,343.3	54
4	Piper Sandler	4,972.7	48
5	SVB Leerink	6,205.3	48
6	Stifel	3,782.8	44
7	Cantor Fitzgerald	2,607.6	39
8	Morgan Stanley	5,043.0	38
9	HC Wainwright	1,648.6	37
10	JPMorgan	6,022.7	33
11	BofA Securities	4,763.6	31
12	Evercore Inc	4,041.7	31
13	ABG Sundal Collier	1,997.1	28
14	Guggenheim Partners	3,132.6	27
15	Oppenheimer	1,283.4	27

*Source: Dealogic CY 2021.

Includes >US\$10M deal value for <US\$750M market cap companies.
Healthcare and technology IPOs and FOs.

Select Bookrun Transactions

 <p>\$40,537,500 Follow-on Offering Joint Bookrunner November 2021</p>	 <p>\$231,538,468 IPO Joint Bookrunner November 2021</p>	 <p>C\$60,937,500 Initial Public Offering Joint Bookrunner October 2021</p>	 <p>\$70,000,000 Initial Public Offering Joint Bookrunner October 2021</p>	 <p>\$172,560,375 US IPO Sole Bookrunner September 2021</p>
 <p>\$73,333,337 Initial Public Offering Joint Bookrunner July 2021</p>	 <p>C\$115,000,000 Bought Deal Sole Bookrunner June 2021</p>	 <p>C\$34,501,840 Follow-on Offering Joint Bookrunner July 2021</p>	 <p>\$23,000,575 Follow-on Offering Sole Bookrunner June 2021</p>	 <p>C\$125,000,000 Initial Public Offering Joint Bookrunner June 2021</p>
 <p>\$217,120,000 Follow-on Joint Bookrunner June 2021</p>	 <p>\$57,500,004 US IPO Joint Bookrunner June 2021</p>	 <p>C\$115,200,000 Initial Public Offering Joint Bookrunner May 2021</p>	 <p>\$151,340,000 Initial Public Offering Joint Bookrunner April 2021</p>	 <p>\$100,912,500 Follow-on Offering Joint Bookrunner April 2021</p>
 <p>\$59,512,500 Follow-on Offering Joint Bookrunner March 2021</p>	 <p>\$28,778,750 Follow-on Offering Sole Bookrunner January 2021</p>	 <p>\$69,000,000 Initial Public Offering Joint Bookrunner January 2021</p>	 <p>C\$157,550,000 Follow-on Offering Sole Bookrunner January 2021</p>	 <p>C\$40,365,000 Follow-on Offering Joint Bookrunner January 2021</p>
 <p>C\$86,451,250 Follow-on Offering Sole Bookrunner January 2021</p>	 <p>\$22,247,160 Follow-on Offering Joint Bookrunner December 2020</p>	 <p>\$240,350,000 Initial Public Offering Joint Bookrunner November 2020</p>	 <p>C\$224,999,775 Follow-on Offering Joint Bookrunner November 2020</p>	 <p>C\$69,100,000 Follow-on Offering Sole Bookrunner November 2020</p>

/Recent Tech Financing Transactions



- 180+ completed transactions from 2015 - 2020
- Raised \$51B+ capital
- 70+ as bookrunner or lead manager
- Unique access to global growth investors

 C\$1,800,000,000 Convertible Debt Offering Joint Bookrunner December 2021	 \$121,500,000 PIPE Transaction Joint Placement Agent December 2021	 \$140,000,000 IPO Co-Manager November 2021	 \$520,000,000 IPO Co-Manager November 2021	 \$1,300,000,000 Convertible Debt Offering Co-Manager November 2021	 \$300,000,000 Follow-On Bookrunner November 2021	 \$231,538,468 IPO Bookrunner November 2021	 \$174,000,000 Follow-On Bookrunner November 2021	 \$60,000,000 Follow-On Co-Manager November 2021
 \$396,000,000 Follow-On Co-Manager November 2021	 \$287,500,000 Follow-On Co-Manager November 2021	 \$206,000,000 Follow-On Co-Manager November 2021	 \$40,537,500 Follow-On Co-Manager November 2021	 \$693,000,000 Capital Markets Advisor October 2021	 \$369,420,000 IPO Co-Manager October 2021	 \$1,200,000,000 IPO Co-Manager September 2021	 \$112,500,000 IPO Co-Lead Manager September 2021	 \$1,250,000,000 Capital Markets Advisor September 2021
 \$172,560,375 Follow-On Sole Bookrunner September 2021	 \$1,000,000,000 IPO Co-Manager September 2021	 \$1,128,600,000 IPO Co-Manager September 2021	 \$513,000,000 IPO Bookrunner September 2021	 \$482,999,976 IPO Co-Manager September 2021	 \$575,000,000 Convert Co-Manager August 2021	 \$248,907,579 Follow-On Co-Manager August 2021	 \$977,500,000 Convert Co-Manager August 2021	 \$172,500,000 IPO Co-Manager July 2021
 \$360,000,000 IPO Co-Manager July 2021	 \$246,400,000 IPO Co-Manager July 2021	 \$371,985,789 IPO Co-Manager July 2021	 Capital Markets Advisor July 2021	 Capital Markets Advisor June 2021	 \$23,000,000 Equity Offering Bookrunner June 2021	 \$186,666,676 IPO Joint Lead-Manager June 2021	 \$696,670,000 IPO Co-Manager June 2021	 \$217,120,000 Follow-On Joint Bookrunner June 2021

/Market Pulse

CG hosted 50+ non deal roadshows for tech companies LTM drawing ~600 institutional participants along with numerous investor events focused on important tech themes

Recent Events:



CG Digital Assets Virtual Symposium - Hosted by: Michael Graham, Pat McEvoy & Joe Vafi

Join us as we gather thought leaders from across the rapidly evolving digital assets space:

- Bitcoin & crypto investment trends in 2022+
- Gaining crypto exposure via the public equity markets
- Finding opportunity in Web 3.0, DAOs, NFTs & the Metaverse
- Scaling digital assets infrastructure

... and much more

When?
February 15, 2022
8:00am-4:00pm

[Register Now!](#)

CG Digital Assets Virtual Symposium Highlights

- 15 engaging sessions featuring 25 thought leaders from some of the most highly regarded organizations across the blockchain and digital assets landscape
- 20 presenting companies
- ~200 institutional investors
- ~400 overall attendees
- Featured Michael Saylor from MicroStrategy as the keynote speaker

Upcoming Events:

SAVE THE DATE

eCommerce Sustainable Advantage Virtual Forum

Join us as we collaborate with eminent companies and thought leaders to explore what it takes to build sustainable competitive advantage in the eCommerce space:

- Lessons in building brand and establishing scale
- Importance of supply chain and logistics
- Nimble approach to omni-channel commerce
- Consumer loyalty and subscription
- eCommerce enablers supporting large and emerging DTC brands
- Social commerce and the intersection of AR/VR/metaverse

DATE: March 24, 2022
TIME: 8:00 AM - 4:00 PM
FORMAT: Company Presentations & Panel Discussions
CONTACT: Ashley Valliere
avalliere@cgf.com
617.371.3843

Canaccord Genuity LLC is a registered broker-dealer, member of the SEC and FINRA. Member SIPC. Canaccord Genuity Corp. is a registered broker-dealer, member of the SEC and FINRA. Member SIPC. All other trademarks are the property of their respective owners. © 2022 Canaccord Genuity group of companies.

SAVE THE DATE

CG Blockchain Infrastructure & Mining Summit 2022

Join us as we bring together the leading crypto mining companies to discuss the outlook for this profitable and dynamic sector within the broader digital assets space:

- What current bitcoin spot prices mean for these business models
- Self-mining, hosting and hybrid strategies
- Bitcoin miners: Drivers of a green energy future or not?
- Diversification over time: other digital asset markets: high performance compute; or other markets?
- Scaling: opportunities and constraints on growth especially in light of supply chain constraints
- To-HODL or not to HODL (That is the question)
- Financing growth - trends in private, public, equipment finance, BTC loans, debt and equity capital in evolving sector

DATE: March 17, 2022
TIME: 8:00AM - 5:00PM EST
FORMAT: Company Presentations & Panel Discussions
CONTACT: Ashley Valliere
avalliere@cgf.com
617.371.3843

Canaccord Genuity LLC is a registered broker-dealer, member of the SEC and FINRA. Member SIPC. Canaccord Genuity Corp. is a registered broker-dealer, member of the SEC and FINRA. Member SIPC. All other trademarks are the property of their respective owners. © 2022 Canaccord Genuity group of companies.

cg/Canaccord Genuity Capital Markets

Market Environment

cg

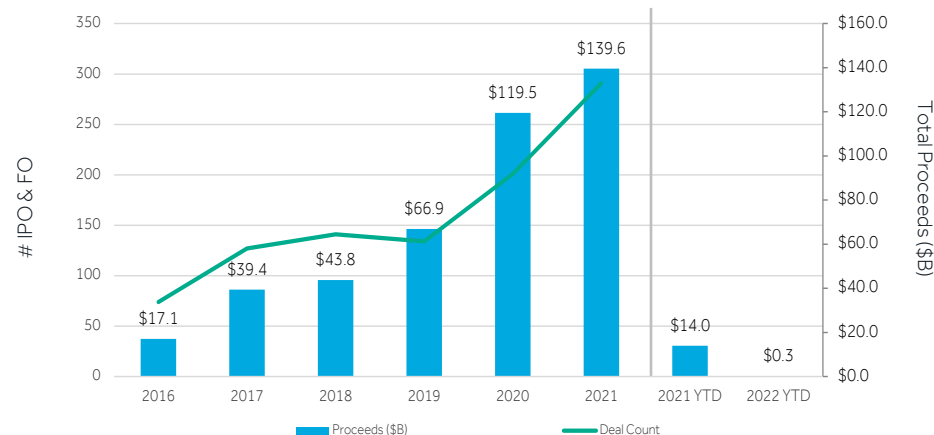
cg/Canaccord
Genuity
Capital Markets

/Technology New Issue Overview

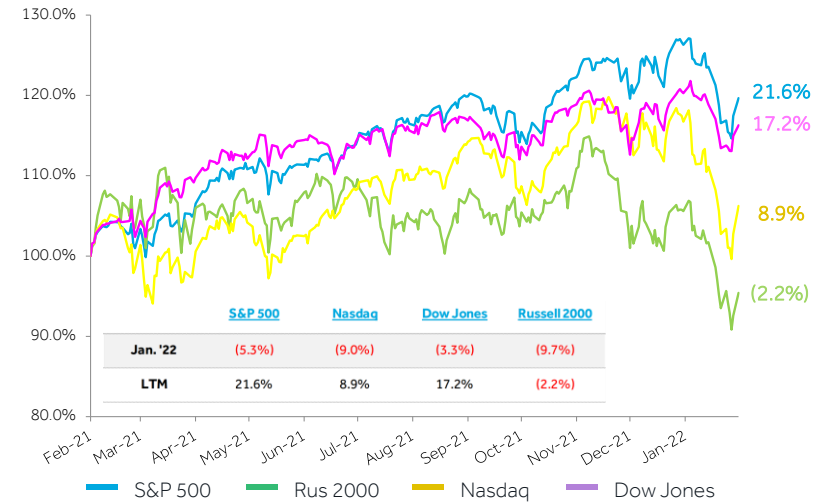
Recent Technology Deal Activity

	LTM '21	LTM '22	Jan. '21	Jan. '22
IPO	73	127	7	1
Total Value:	\$47,425.0	\$63,516.0	\$8,291.0	\$230.0
Range:				
Above	39	45	7	0
In Range	27	59	0	1
Below	7	21	0	0
% Offer/1 Day:	34.4%	38.0%	61.0%	16.5%
% Offer/Current:	(0.4%)	(17.9%)	(22.2%)	53.0%
Follow-on	145	147	14	3
Total Value:	\$85,815.0	\$62,389.0	\$5,667.0	\$39.0
Type:				
CMPO	22	33	4	0
Marketed	102	96	9	3
Bought	20	17	1	0
Avg. Discount:	(8.3%)	(10.3%)	(11.6%)	(56.6%)
% Offer/1 Day:	3.6%	3.0%	3.6%	(10.7%)
% Offer/Current:	13.1%	(20.5%)	(34.8%)	(33.7%)

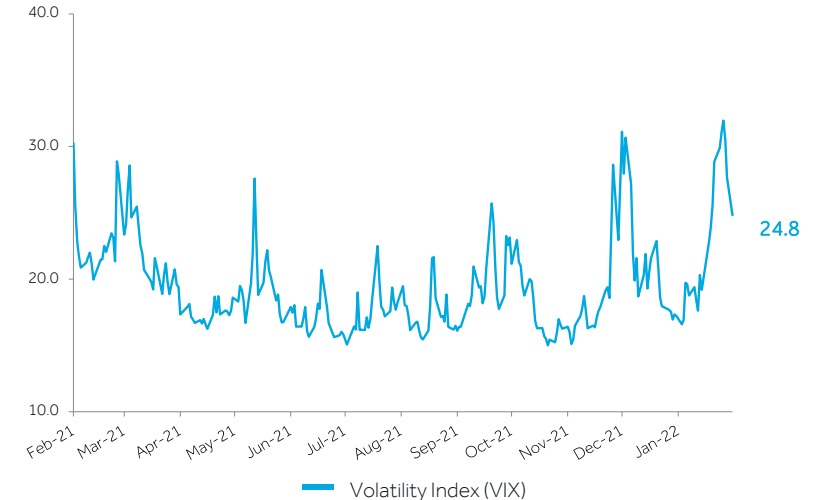
Y/Y Technology Financing Levels



Indices Performance



Market Volatility



/Priced Technology Offerings – January

January IPOs

Pricing Date	Issuer	Ticker	Sector	Deal Type	Deal Value	Market Cap (Pre)	Filing Range	Range	Offer Price	Performance % 1 Day	Performance % Current
					(\$M)	(\$M)	(\$)		(\$)		
1/26	Credo Technology Group Holding Ltd	CRDO	Semiconductors	IPO	230.0	1,216.0	10.00-12.00	In Range	10.00	16.5%	53.0%

January Follow-ons

Pricing Date	Issuer	Ticker	Sector	Deal Type	Deal Value	Market Cap (Pre)	Offer Price	Pricing Metrics % Filing	Pricing Metrics % Last	Performance % 1 Day	Performance % Current
					(\$M)	(\$M)	(\$)				
1/13	Cerberus Sentinel	CISO	Services	Marketed	10.0	5,164.0	5.00	0.0%	(88.0%)	8.4%	(30.6%)
1/4	AppTech Payments Corp	APCX	Software	Marketed	15.0	179.0	4.15	(19.4%)	(69.7%)	(44.6%)	(58.5%)
1/3	EVmo Inc	EVMO	Software	Marketed	14.0	20.0	0.50	(44.4%)	(12.3%)	4.0%	(12.0%)
				Mean	13.0	1,787.7	-	(21.3%)	(56.6%)	(10.7%)	(33.7%)
				Median	14.0	179.0	-	(19.4%)	(69.7%)	4.0%	(30.6%)

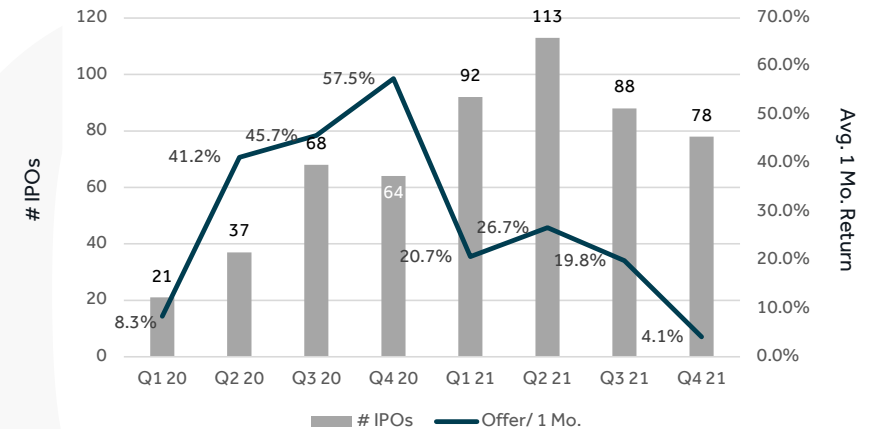
/IPO Market Snapshot

January IPO market at lowest levels since Spring 2020

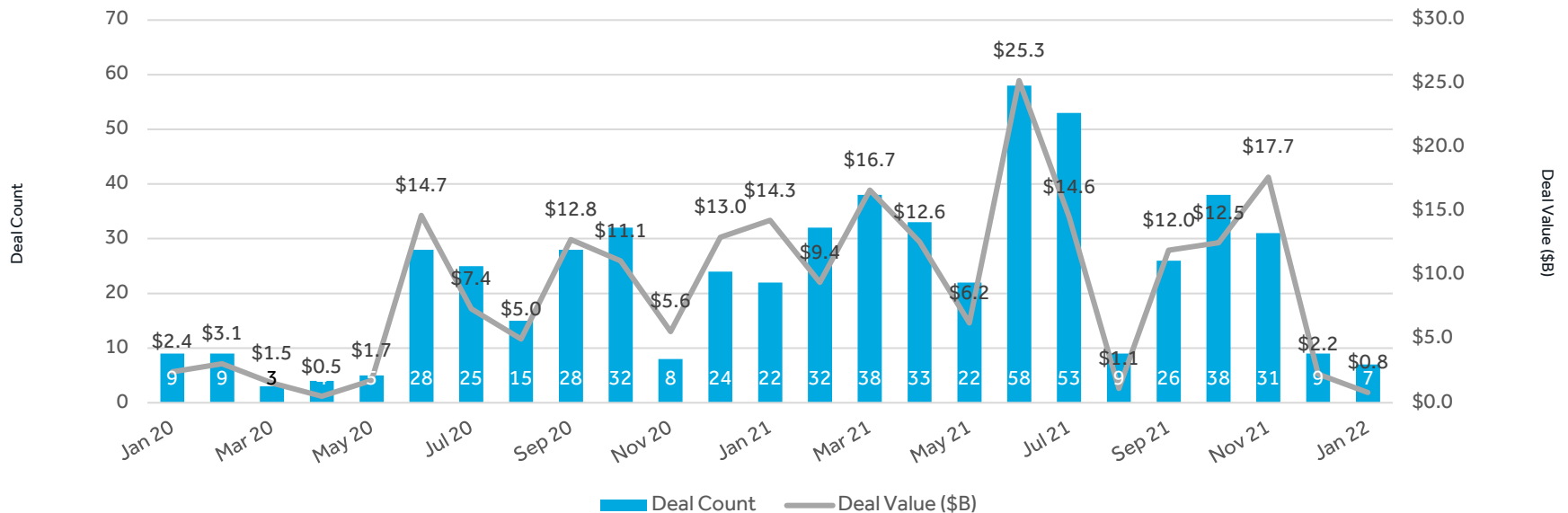
January IPO Market Update

- January was the slowest month since May 2020
- Issuers facing significant pricing pressure – 5/7 January IPOs priced at the low end or below filing range
- Aftermarket was challenging with 4/7 January IPOs breaking issue price on first day of trading
- Q4 IPOs only gained 4.1% after their first month of trading; lowest quarterly performance since 2011

1 Mo. Aftermarket Performance by Quarter



Issuance Activity by Month



This material is provided for information purposes only and is intended for distribution in those jurisdictions where subsidiaries of Canaccord Genuity Group LLC (together, "Canaccord Genuity") are registered as advisors or dealers in securities. Any distribution or dissemination of this material in any other jurisdiction is strictly prohibited. The information does not constitute an offer or solicitation in any jurisdiction in which such an offer or solicitation is not authorized, or to any person to whom it is unlawful to make such an offer or solicitation. This is not, and under no circumstances should be construed as, a solicitation to act as a securities broker or dealer in any jurisdiction by any person or company that is not legally permitted to carry on the business of a securities broker or dealer in that jurisdiction. This material is prepared for general circulation to clients and does not have regard to the investment objectives, financial situation or particular needs to any person. Clients should obtain advice based on their own individual circumstances before making an investment decision. Any client wishing to effect any transactions should do so through a Canaccord Genuity qualified salesperson in their jurisdiction of residence.

The information contained herein has been compiled by Canaccord Genuity from sources believed to be reliable, but no representation or warranty, express or implied, is made by Canaccord Genuity or any other person to its fairness, accuracy, completeness or correctness. To the fullest extent permitted by law, neither Canaccord Genuity nor any other person accepts any liability whatsoever for any direct or consequential loss arising from any use of the information contained herein.

All material presented in this document, unless specifically indicated otherwise, is under trademark and copyright to Canaccord Genuity. None of the material, or its content, or any copy of it, may be altered in any way, or transmitted to or distributed to any other party, without the prior express written permission of Canaccord Genuity.

Copyright © Canaccord Genuity Corp. 2021. –Member IIROC/Canadian Investor Protection Fund

Copyright © Canaccord Genuity Limited 2021. –Member of the London Stock Exchange, authorized and regulated by the Financial Conduct Authority.

Copyright © Canaccord Genuity LLC 2021. –Member FINRA/SIPC

Copyright © Canaccord Genuity (Australia) Limited 2021. – Authorized and regulated by ASIC.